


# LUMPED PARAMETER CIRCUIT MODEL



Assume

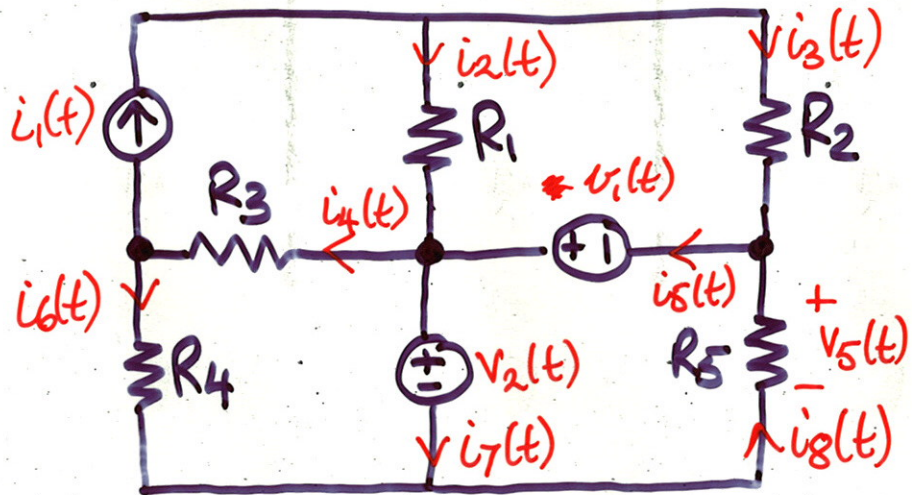

- Dimensions are small with respect to wavelength

e.g., for 60 Hz;  $\lambda \approx \frac{3 \times 10^8}{60} \approx 500 \text{ km}$

for 3 GHz,  $\lambda \approx 10 \text{ cm}$

- wire resistance  $\ll$  other resistance  
hence ignored (or lumped as separate resistance)

# CONNECTING CIRCUIT ELEMENTS



Node  
Loop  
Branch



## KIRCHOFF'S VOLTAGE LAW

- lumped circuits are closed systems
  - they conserve work/energy
- ⇒ ⇒ work done to increase potential is released elsewhere (energy transfer by movement of charge)

⇒ Algebraic sum of voltage  $\left\{ \begin{array}{l} \text{drops,} \\ \text{rises} \end{array} \right\}$   
around a loop is zero

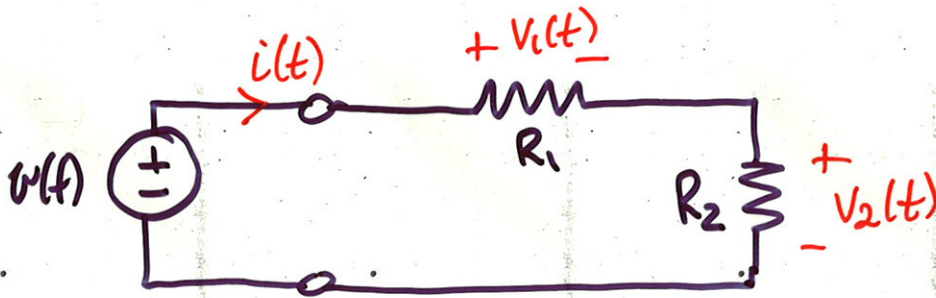
- Typically choose voltage drop to be positive

e.g.,  $-V_a + V_R = 0$

$$-V_2(t) + V_1(t) + V_5(t) = 0$$

- Alternatively (not recommended)  
sum of voltage rises = sum of voltage drops

# APPLICATIONS



Find  $v_1(t)$  and  $v_2(t)$  as functions of  $v(t)$

$$\text{KVL: } -v(t) + v_1(t) + v_2(t) = 0 \quad \textcircled{1}$$

$$\text{Ohm's Law: } v_1(t) = R_1 i(t) \quad \textcircled{2}$$

$$v_2(t) = R_2 i(t) \quad \textcircled{3}$$

Substitute  $\textcircled{2}, \textcircled{3}$  into  $\textcircled{1}$

$$\Rightarrow v(t) = (R_1 + R_2) i(t) \quad \textcircled{4}$$

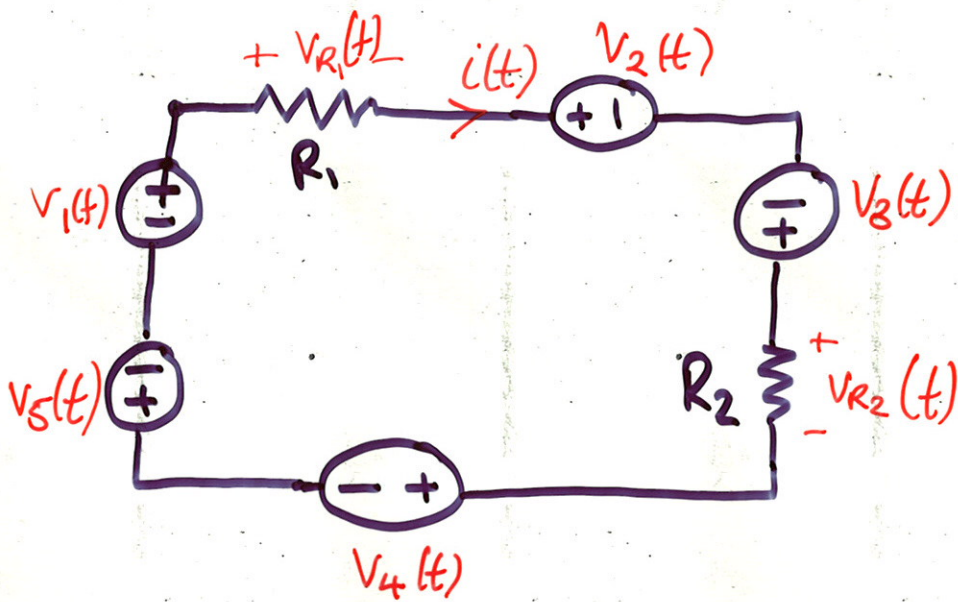
$$\Rightarrow v_1(t) = \frac{R_1}{R_1 + R_2} v(t)$$

$$v_2(t) = \frac{R_2}{R_1 + R_2} v(t)$$

- voltage division
- more voltage required to overcome larger resistance

• Using  $\textcircled{4}$ , from source circuit looks like 

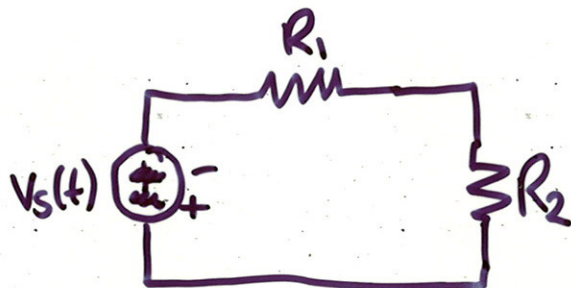




KVL:  $V_5(t) - V_1(t) + V_{R_1}(t) + V_2(t) - V_3(t) + V_{R_2}(t) + V_4(t) = 0$

$$\Rightarrow \underbrace{V_5(t) - V_1(t) + V_2(t) - V_3(t) + V_4(t)}_{V_S(t)} + V_{R_1}(t) + V_{R_2}(t) = 0$$

$$\Rightarrow V_S(t) + V_{R_1}(t) + V_{R_2}(t) = 0$$



## KIRCHOFF'S CURRENT LAW

- Ideal conductor cannot store charge
- Current is the flow of charge

⇒ Sum of currents entering a node  
= sum of currents departing

eg.,  $I_a = I_R$

$$i_2(t) + i_5(t) = i_4(t) + i_7(t)$$

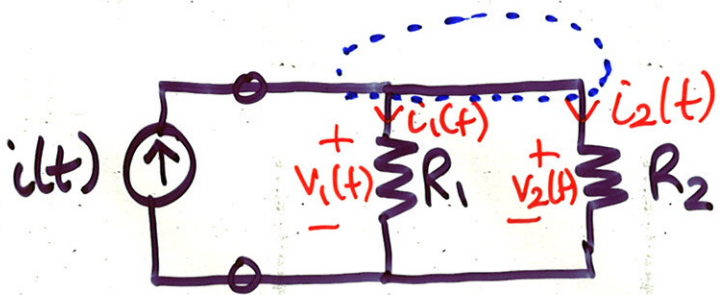
Alternatively,

Algebraic sum of all currents entering a node = 0

e.g.,  $I_a - I_R = 0$

$$i_2(t) + i_5(t) - i_4(t) - i_7(t) = 0$$





Find  $i_1(t)$ ,  $i_2(t)$

KCL:  $i(t) = i_1(t) + i_2(t)$

Ohm's Law:  $v_1(t) = R_1 i_1(t)$   
 $v_2(t) = R_2 i_2(t)$

KVL, right loop:  $-v_1(t) + v_2(t) = 0$

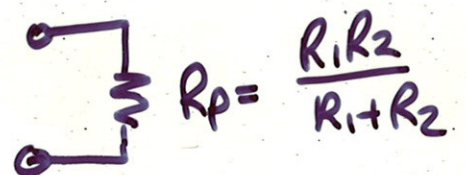
$$\Rightarrow i_1(t) = \frac{R_2}{R_1 + R_2} i(t)$$


$$i_2(t) = \frac{R_1}{R_1 + R_2} i(t)$$

- Current division
- More current on the path with lower resistance

Note.  $v(t) = \frac{R_1 R_2}{R_1 + R_2} i(t)$ ;  $\frac{R_1 R_2}{R_1 + R_2} = \frac{1}{\frac{1}{R_1} + \frac{1}{R_2}}$

• From source, circuit looks like





KCL:  $i_1(t) - i_2(t) - i_3(t) + i_4(t) - i_5(t) - i_6(t) = 0.$

$$\Rightarrow \underbrace{i_1(t) - i_3(t) + i_4(t) - i_6(t)}_{i_5(t)} - i_2(t) - i_5(t) = 0$$

$$= i_5(t) - i_2(t) - i_5(t) = 0$$






## RESISTANCES IN SERIES AND PARALLEL

- We have derived, from first principles, some special cases of more general results
- Try to prove these yourself.

### SERIES.



$$R_S = \sum_i R_i$$

### PARALLEL



~~$$R_P = \sum_i R_i$$~~
$$\frac{1}{R_P} = \sum_i \frac{1}{R_i}$$


$$G_P = \sum_i G_i$$

# KCL




$$i_1 + i_2 + i_3 = 0$$

Sum<sub>all</sub> currents in = 0.



$$i_1 + i_2 + i_3 = 0$$

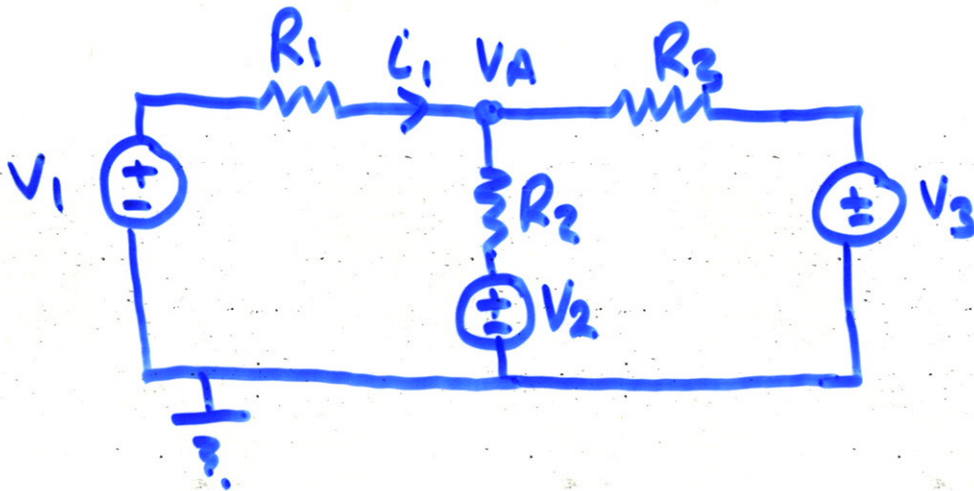
Sum<sub>all</sub> currents out = 0.



$$i_1 - i_2 - i_3 = 0$$

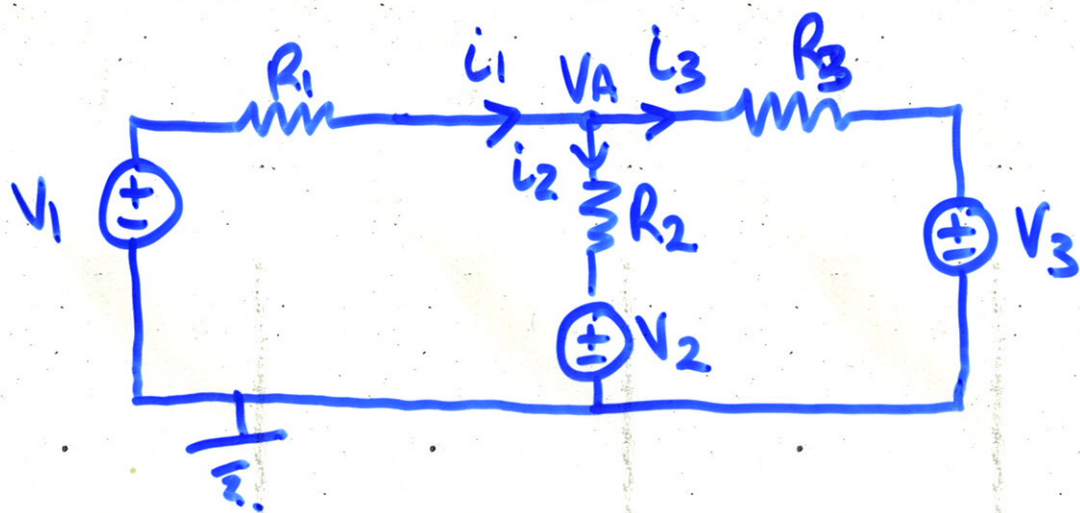
$$\Rightarrow i_1 = i_2 + i_3$$

Sum currents in = sum currents out.



What is VA?





Break up the problem into ~~two~~ small pieces.




KCL:  $i_1 = i_2 + i_3$ .



Ohm's Law  $\frac{V_1 - V_A}{R_1} = i_1$



$\frac{V_A - V_3}{R_3} = i_3$



$\frac{V_A - V_2}{R_2} = i_2$ .

4 unknowns  $V_A, i_1, i_2, i_3$

4 equations  $\Rightarrow$  can be solved.

$\Rightarrow \frac{V_1}{R_1} - \frac{V_A}{R_1} = \frac{V_A}{R_2} - \frac{V_2}{R_2} + \frac{V_A}{R_3} - \frac{V_3}{R_3}$

$\Rightarrow \frac{V_1}{R_1} + \frac{V_2}{R_2} + \frac{V_3}{R_3} = V_A \left( \frac{1}{R_1} + \frac{1}{R_2} + \frac{1}{R_3} \right)$

$\Rightarrow V_A = \frac{1}{G_1 + G_2 + G_3} (G_1 V_1 + G_2 V_2 + G_3 V_3), \quad G = \frac{1}{R}$ .